




Week 1 creative work.

These are some suggestions for you to try and complete this week.

<p><u>History</u> Using the information found on the history topic button. Create a page about Anglo Saxon crime and punishment. How is it similar/different to Roman Britain? What has changed? (If you took your C&P booklet home you can write this on there).</p>	<p><u>Geography</u> Can you create a detailed aerial (Birds-eye view) map of your house and gardens? Can you put in approximate measurements? Make sure you make a key to tell us what is where.</p>	<p><u>Art</u> Using some of the shading techniques learnt at school, try and sketch an inanimate object from your house. Don't forget to think about where the light is coming from.</p> 
<p><u>Science</u> Milk Art - see the science button for a link to the experiment.</p> 	<p><u>D&T</u> Can you design and make an effective desk tidy using things from around your house? Make sure it is practical and if you can use recycled items that would be fantastic.</p> 	<p><u>Computing</u> Using any piece of software, can you create a new class logo? Try and be as creative as you can. What do you think symbolises our class? What would you like people to think when they see it?</p>
<p><u>PSHCE</u> Remember the 'I can do that' lesson we had about helping out at home. Can you make a list of the things that you have helped with around the house? How did it make you feel? How do you think it made your parents feel?</p>	<p><u>Music</u> Learn a new song! It could be a song from today or one of your parent's favourite songs. If you want to record it and send it in we may be able to share some on the website.</p>	<p><u>Fun!</u> Funky Frames. Choose your favourite piece of work from this week and create a picture frame to go around it. Once you've completed it take a picture of it and send it to my email.</p>